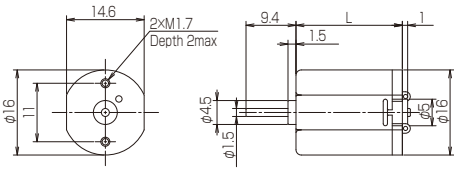
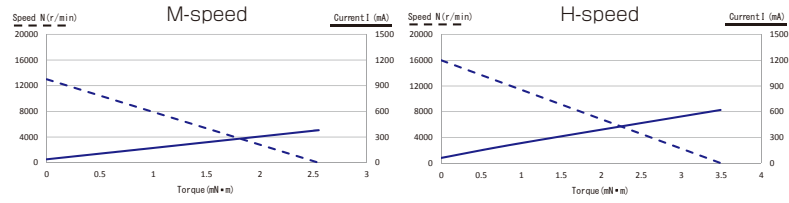


DN16 M

寸法図 Dimension

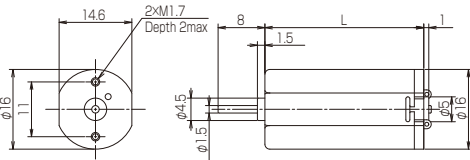


特性図 T-N-I curve

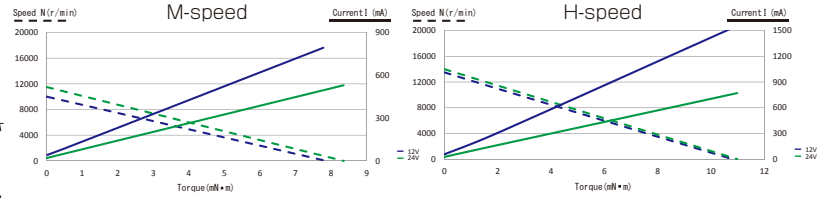


DN16 L

寸法図 Dimension



特性図 T-N-I curve



型番 Model	定格電圧 Rated Voltage	定格出力 Rated Output	定格トルク Rated Torque	定格回転数 Rated Speed	定格電流 Rated Current	軸径 Shaft Dia	無負荷回転数 No Load Speed	無負荷電流 No Load Current	起動トルク Starting Torque	起動電流 Starting Current	トルク定数 Torque Constant	端子間抵抗 Terminal Resistance (average)	インダクタンス Inductance	イナーシャ Moment of Inertia	機械的時定数 Mechanical Time Constant	熱抵抗 Thermal Resistance	L寸 Length	質量 Weight
	V	W	mN·m (gf·cm)	r/min	A	mm	r/min	A	mN·m (gf·cm)	A	mN·m/A (gf·cm/A)	Ω	mH	g·cm ²	ms	K/W	mm	g
DN16 M M-speed	12	0.80	0.98 (10)	8000	0.17	1.5	13000	0.04	2.55 (26)	0.39	7.40 (75)	31.1	8.3	0.67	39.0	57.0	20.0	12.0
DN16 M H-speed	12	1.20	0.98 (10)	11500	0.23	1.5	16000	0.06	3.24 (33)	0.62	5.60 (57)	19.4	4.9	0.67	42.0	57.0	20.0	12.0
DN16 L M-speed	12	1.50	1.96 (20)	7500	0.23	1.5	10000	0.04	7.85 (80)	0.80	10.40 (106)	15.0	4.4	0.80	11.0	42.0	31.9	20.0
DN16 L M-speed	24	1.80	1.96 (20)	8800	0.14	1.5	11500	0.02	8.24 (84)	0.49	17.70 (180)	48.7	14.0	0.80	13.0	42.0	31.9	20.0
DN16 L H-speed	12	2.30	1.96 (20)	11000	0.30	1.5	13500	0.06	11.80 (120)	1.50	7.85 (80)	8.0	2.5	0.80	11.0	42.0	31.9	20.0
DN16 L H-speed	24	2.40	1.96 (20)	11500	0.16	1.5	14000	0.03	10.80 (110)	0.73	14.50 (148)	33.0	9.0	0.80	13.0	42.0	31.9	20.0